
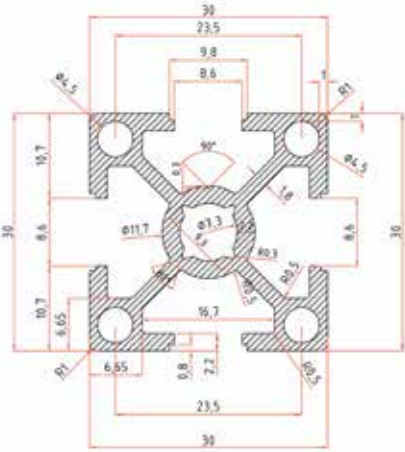

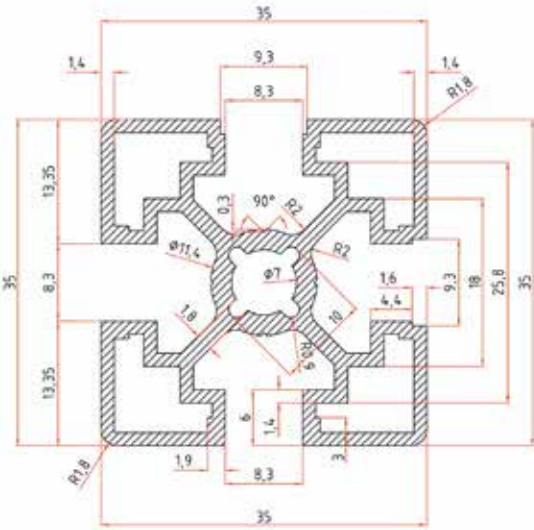


30 x 30 ELOKSALLI SİGMA ALÜMİNYUM PROFİL



Stok Kod Stock Code	M	A	B	Kesit Çevresi Section Surroundings (mm)	Atalet Momenti	Mukavemet Momenti	Alan Area mm ²	Kg/m	L (m)
765 030 030	AL	30	30	241	*Ix=2,963 cm ⁴	**Wx=1,975 cm ³	288,6	0,821	6

35 x 35 ELOKSALLI SİGMA ALÜMİNYUM PROFİL



Stok Kod Stock Code	M	Kesit Ölçüleri Section Surroundings (mm)	Kesit Çevresi Perimeters of the Edges (mm)	Kg/m	Alan/ Area mm ²
765 035 035	AL	35 x 35	274	1,037	364,5