

507 GALVANİZ TABANLI MAFSALLI PABUÇ

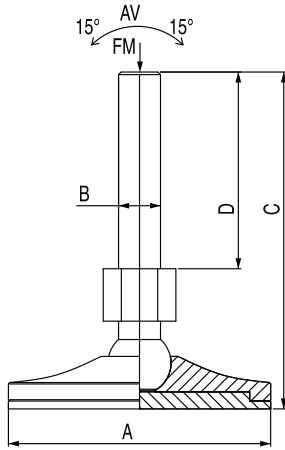
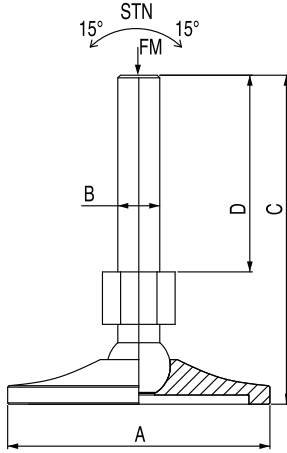
GALVANIZED FOOT BASE - SPINDLE FIXED FEET

Taban/Base: Çinko Kaplama Metal/Metal Zinc Plated Steel

ZN


Saplama/Spindle: Çinko Kaplama Metal/Metal Zinc Plated Steel

ZN



B



Stok Kod Stock Code	A	B	C	D	Kg	FM N (Newton)	
507 501 610	50	M16	104	55	0,370	18000	50
507 501 615	50	M16	154	105	0,440	18000	50
507 501 621	50	M16	204	155	0,530	18000	40
507 601 610	60	M16	104	55	0,420	20000	50
507 601 615	60	M16	154	105	0,490	20000	50
507 601 621	60	M16	204	155	0,550	20000	40
507 602 010	60	M20	104	55	0,661	20000	50
507 602 015	60	M20	154	105	0,480	20000	50
507 602 021	60	M20	204	155	0,580	20000	40
507 801 610	80	M16	104	55	0,710	30000	50
507 801 615	80	M16	154	105	0,655	30000	50
507 801 621	80	M16	204	155	0,735	30000	40
507 802 010	80	M20	104	55	0,650	30000	50
507 802 015	80	M20	154	105	0,760	30000	50
507 802 021	80	M20	204	155	0,885	30000	40
507 101 610	100	M16	104	55	0,755	35000	30
507 101 615	100	M16	154	105	0,805	35000	25
507 101 621	100	M16	204	155	0,885	35000	20
507 102 010	100	M20	104	55	0,810	35000	40
507 102 015	100	M20	154	105	0,910	35000	30
507 102 021	100	M20	204	155	1,035	35000	20
507 102 029	100	M20	294	245	1,120	35000	20
507 102 415	100	M24	154	105	1,040	35000	25
507 102 421	100	M24	214	155	1,220	35000	20
507 102 429	100	M24	294	245	1,545	35000	20
507 121 610	120	M16	104	55	0,900	35000	30
507 121 615	120	M16	154	105	0,960	45000	20
507 121 621	120	M16	204	155	1,020	45000	10
507 121 629	120	M16	294	245	1,230	45000	10
507 122 010	120	M20	104	55	1,025	45000	30
507 122 015	120	M20	154	105	1,075	45000	25
507 122 021	120	M20	204	155	1,120	45000	10
507 122 029	120	M20	294	245	1,370	45000	10
507 122 415	120	M24	154	105	1,180	55000	25
507 122 421	120	M24	204	155	1,360	55000	10
507 122 429	120	M24	294	245	1,630	55000	10
507 123 021	120	M30	204	155	1,850	65000	10

