

**501 (110Ø) PLASTİK PABUÇ TABANI (6 KÖŞELİ METAL ÇİNKO KAPLAMA)**

HARD TYPE ARTICULATED FEET (WITH SNAP RING)

Malzeme/Material: Güçlendirilmiş Polyamid/Reinforced Polyamide **PA**

Saplama/Spindle: Çinko Kaplama/Metal Zinc Plated Steel **ZN**


Stok Kod Stock Code	A	B	C	D	Kg	FM N (Newton)	
501 111 610	110	M16	106	55	0,304	18000	30
501 111 615	110	M16	156	105	0,367	18000	25
501 111 621	110	M16	206	155	0,449	18000	15
501 111 629	110	M16	296	250	0,555	18000	10
501 112 010	110	M20	106	55	0,373	20000	30
501 112 015	110	M20	156	105	0,470	20000	25
501 112 021	110	M20	206	155	0,600	20000	15
501 112 031	110	M20	296	250	0,790	20000	10

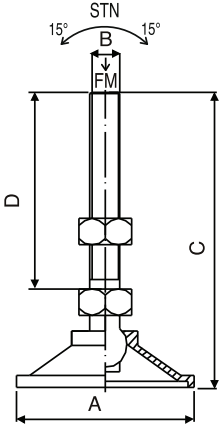
**505 (110Ø) PLASTİK PABUÇ TABANI (6 KÖŞELİ PASLANMAZ ÇELİK) AISI 304 (INOX)**

HARD TYPE ARTICULATED FEET (WITH SNAP RING)

Malzeme/Material: Güçlendirilmiş Polyamid/Reinforced Polyamide **PA**

Saplama/Spindle: Paslanmaz Çelik/Stainless Steel **SS**

Stok Kod Stock Code	A	B	C	D	Kg	FM N (Newton)	
505 111 610	110	M16	106	55	0,304	18000	30
505 111 615	110	M16	156	105	0,367	18000	25
505 111 621	110	M16	206	155	0,449	18000	15
505 111 629	110	M16	296	250	0,555	18000	10
505 112 010	110	M20	106	55	0,373	20000	30
505 112 015	110	M20	156	105	0,470	20000	25
505 112 021	110	M20	206	155	0,600	20000	15
505 112 031	110	M20	296	250	0,790	20000	10




**501 (120Ø) PLASTİK PABUÇ TABANI (6 KÖŞELİ METAL ÇİNKO KAPLAMA)**

HARD TYPE ARTICULATED FEET (WITH SNAP RING)

Malzeme/Material: Güçlendirilmiş Polyamid/Reinforced Polyamide **PA**

Saplama/Spindle: Çinko Kaplama/Metal Zinc Plated Steel **ZN**


Stok Kod Stock Code	A	B	C	D	Kg	FM N (Newton)	
501 121 610	120	M16	124	55	0,380	18000	10
501 121 615	120	M16	174	105	0,445	18000	10
501 121 621	120	M16	224	155	0,525	18000	8
501 121 631	120	M16	314	245	0,645	18000	8
501 122 010	120	M20	124	55	0,445	20000	10
501 122 015	120	M20	174	105	0,545	20000	10
501 122 021	120	M20	224	155	0,675	20000	8
501 122 029	120	M20	314	245	0,865	20000	8
501 122 415	120	M24	174	105	0,685	20000	10
501 122 421	120	M24	224	155	0,860	20000	8
501 122 429	120	M24	314	245	1,130	20000	8

**505 (120Ø) PLASTİK PABUÇ TABANI (6 KÖŞELİ PASLANMAZ ÇELİK) AISI 304 (INOX)**

HARD TYPE ARTICULATED FEET (WITH SNAP RING)

Malzeme/Material: Güçlendirilmiş Polyamid/Reinforced Polyamide **PA**

Saplama/Spindle: Paslanmaz Çelik/Stainless Steel **SS**

Stok Kod Stock Code	A	B	C	D	Kg	FM N (Newton)	
505 121 610	120	M16	124	55	0,380	18000	10
505 121 615	120	M16	174	105	0,445	18000	10
505 121 621	120	M16	224	155	0,525	18000	8
505 121 631	120	M16	314	245	0,645	18000	8
505 122 010	120	M20	124	55	0,445	20000	10
505 122 015	120	M20	174	105	0,545	20000	10
505 122 021	120	M20	224	155	0,675	20000	8
505 122 029	120	M20	314	245	0,865	20000	8
505 122 415	120	M24	174	105	0,685	22000	10
505 122 421	120	M24	224	155	0,860	22000	8
505 122 429	120	M24	314	245	1,130	22000	8

